



SURGICAL ENDODONTICS **PRACTICAL** COURSE

FABIO
GORNI

30 ECM

19|20 JULY

MILANO 2026



Mikros

Viale Edison 621, 20099
Sesto S. Giovanni, (MI)



www.fabiogorni.com

COURSE DI **SURGICAL ENDODONTICS** WITH **FABIO GORNI**

THEORETICAL-PRACTICAL COURSE

AT THE END OF THE COURSE THE PARTICIPANT WILL BE ABLE TO:

- Understand the surgical technique with respect for periodontal tissues.
- Be familiar with retrograde filling materials and evaluate their appropriateness in different clinical situations.
- Understand the team approach in endodontic surgery and critically evaluate its application in different clinical contexts.

NOT THE USUAL SPONSORED COURSE

During this course, you will work with **materials from different brands**, to provide you with a truly **comparative and independent** experience.

In this way, you will be able to better analyze and understand the **features, advantages** and **differences** of each one, allowing you to make clinical choices that are more consistent with your manual skills and experience.

THE **PRACTICAL EXERCISES** WILL BE CARRIED OUT
UNDER THE **MICROSCOPE**, RECOMMENDED FOR
OPTIMAL VISUALIZATION AND BETTER DISTINCTION OF DETAILS.
ALTERNATIVELY, YOU MAY USE YOUR OWN LOUPES.

BRING A COMPATIBLE **4K SD CARD**
AND **RECORD** YOUR **MICROSCOPE** EXERCISES
IN ULTRA-HIGH DEFINITION: A VALUABLE VIDEO TO
REVIEW, STUDY, AND KEEP.

WE TAKE CARE OF EVERYTHING

During the exercises, **all instruments** and **materials** are **provided by Mikros**: no personal equipment is required.

LUNCHEES AND APERITIFS INCLUDED

Each day includes a **coffee break, lunch** and a final **aperitif** to end on a high note.
All included in the price.

HOW THE **COURSE DAYS** ARE STRUCTURED

Each course day is structured to provide an **intensive yet well-balanced experience**, designed to ensure **maximum focus and comfort**

SCHEDULE FOR THE DAYS

- Morning: **9:00 AM – 1:00 PM**
- Lunch at a nearby partner restaurant, just steps from Mikros
- Afternoon: **2:00 PM – 6:00 PM**
- Mid-morning and mid-afternoon breaks (with snacks, tea, and coffee)



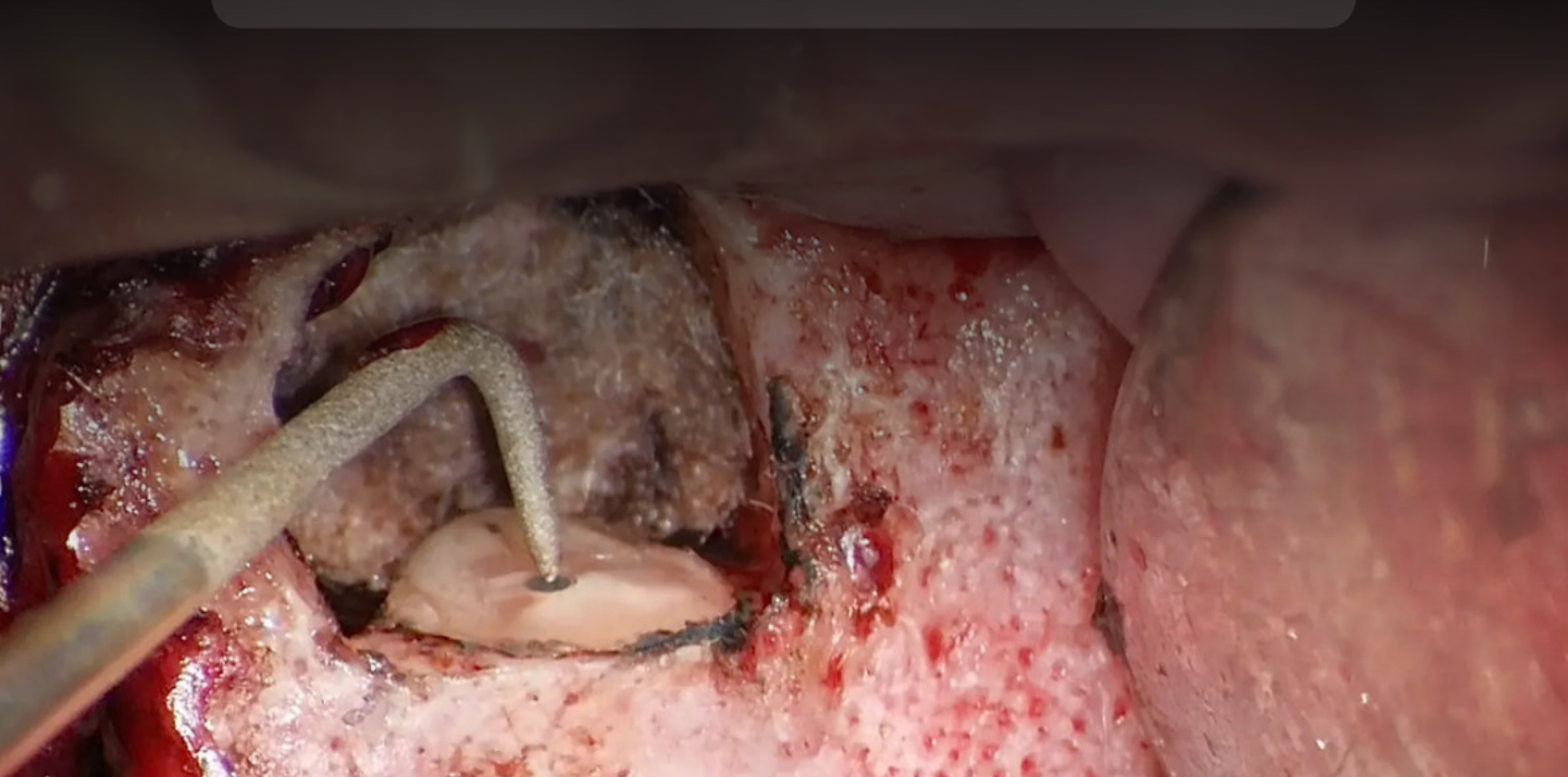
SESSION 1

JUNE 19

- **Non-surgical retreatment VS surgical approach:** costs and benefits of endodontic surgery
- **The new role of endodontic surgery** in a predictable treatment plan
- **Indications and contraindications of endodontic surgery**
- **Preoperative examination:** anatomical, dental and periodontal issues
- **Surgical instruments and devices**
- **Different flap designs:** sulcular flap, scalloped submarginal flap and papilla-based flap
- **The importance of soft tissue management**
- **Osteotomy and apical resection**

LIVE DEMO

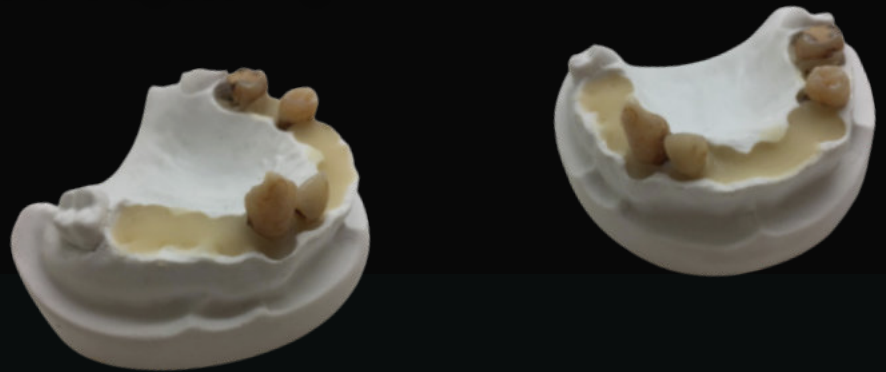
Surgical treatment videos on anterior teeth
Surgical treatment videos on posterior teeth



SESSION 2

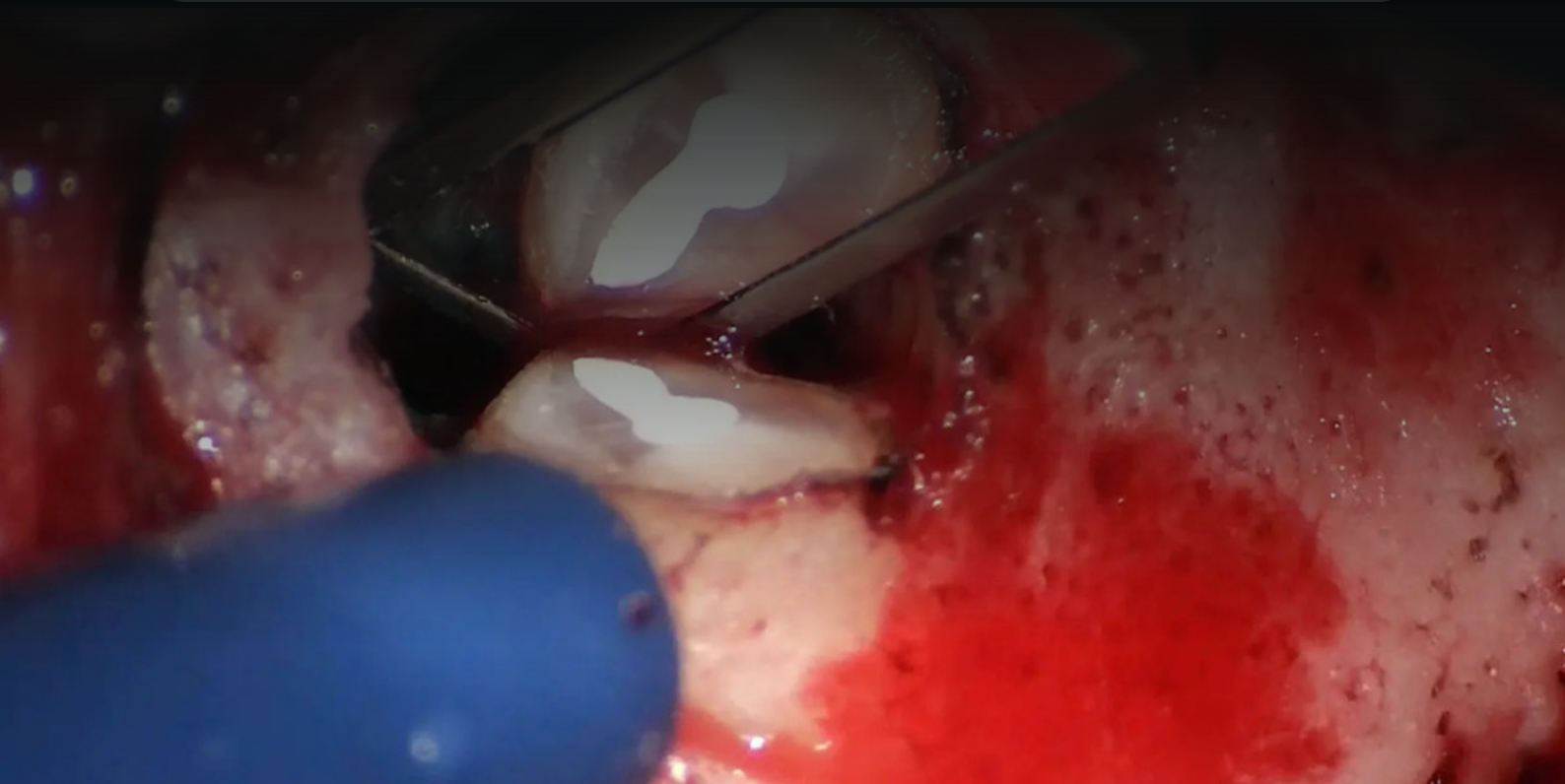
JUNE 20

- **Apical resection:** the role of the bevel in clinical outcomes
- **How to simplify procedures by increasing visibility and access**
- **Guided surgery:** is it a viable option in endodontic surgery?
- **Bleeding control:** a strategic moment in apical surgery
- **Apical retro preparation:** the role of ultrasonic tips
- **Retrograde filling:** importance of a three-dimensional sealing
- **Comparison of different materials:** SUPER-EBA vs BC PUTTY vs MTA
- **New guidelines and new materials** for retrograde filling
- **The suture**



PRACTICAL SESSION

Performing osteotomy, apical resection and retrograde filling on surgical models with extracted natural teeth



FABIO GORNI'S COURSE TAKES PLACE IN A PRESTIGIOUS LOCATION

Welcome to **Mikros**, the cutting-edge training center in Milan, an **exclusive hub** for microscopic education, featuring **16 patented workstations** fully equipped for top-level hands-on training



YOUR WORKSTATION

Each **MIKROSTATION** has

- Microscope
- Automated monitor
- Turbine, micromotor, suction units
- LED lights, air/water syringe, electrical outlets

